




Club Health Assessment for District 8 L through August 2025

| | | | Status | Membership | | | | | | Reports | | | | Finance | LCIF | |
|--|--------------------------------|--------------|-------------------------------------|-------------------------|-------------------|---------------------|---------------------|-------------------------|---------------------------------------|--------------------------------|--------------------------------|---------------------------------|-------------------|--------------------------------------|-----------------|---------------|
| Club Number | Club Name | Charter Date | Times in Status Quo in Past 2 Years | Current Member Count ** | YTD Members Added | YTD Members Dropped | YTD Net Growth% *** | Member Count 1 Year Ago | Dropped Members Avg.Length of Service | Months Since Membership Update | Current Officers Reported **** | Current President Repeated Term | VP Reported ***** | Last Date Reported Service (mm/yyyy) | Account Balance | YTD Donations |
| Clubs less than two years old | | | | | | | | | | | | | | | | |
| 171198 | Greenwood | 06/07/2024 | Active(1) | 12 | 0 | 0 | 0.00% | 25 | | 0 | Y | | IP | | | |
| 180704 | Louisiana Lions Camp Virtual | 07/10/2025 | Newly Chartered | 96 | 96 | 0 | 100.00% | 0 | | 0 | Y | | N | | | |
| Clubs more than two years old | | | | | | | | | | | | | | | | |
| 63015 | ANACOCO | 04/17/2000 | Active | 16 | 0 | 1 | -5.88% | 19 | 8 | 1 | Y | | N | 07/2024 | | |
| 3824 | ARCADIA | 05/28/1968 | Active | 20 | 1 | 0 | 5.26% | 20 | | 1 | Y | 2 | R | 09/2023 | | |
| 3826 | BOSSIER CITY | 09/02/1927 | Active | 76 | 5 | 1 | 5.56% | 73 | 3 | 0 | Y | | N | 08/2025 | | |
| 53142 | BOSSIER CITY BOSSIER CENTRAL | 05/22/1992 | Active | 10 | 0 | 0 | 0.00% | 12 | | 6 | Y | | | 02/2025 | | |
| Exc Award (06/30/2019, 06/30/2022, 06/30/2023) | | | | | | | | | | | | | | | | |
| 3835 | FLORIEN | 06/28/1960 | Active | 15 | 0 | 0 | 0.00% | 15 | | 13 | Y | | N | 08/2022 | | |
| 3836 | GIBSLAND | 12/13/1928 | Active | 31 | 2 | 0 | 6.90% | 29 | | 1 | Y | 2 | R | 08/2022 | | \$100.00 |
| 3837 | HAYNESVILLE | 03/12/1926 | Active | 12 | 1 | 1 | 0.00% | 20 | 5 | 1 | Y | 5 | R | 01/2023 | | |
| 3839 | HOMER | 05/28/1926 | Active | 36 | 0 | 0 | 0.00% | 37 | | 2 | Y | 8 | N | 08/2023 | | |
| 3841 | LEESVILLE | 06/17/1942 | Active | 81 | 0 | 0 | 0.00% | 76 | | 0 | Y | | N | 05/2025 | | \$100.00 |
| 140517 | Louisiana Animal Rescue Angels | 01/07/2020 | Active | 7 | 0 | 1 | -12.50% | 11 | 1 | 1 | Y | | N | 06/2023 | | |
| 3843 | MANSFIELD | 04/19/1940 | Active | 24 | 0 | 0 | 0.00% | 25 | | 3 | Y | 2 | N | 06/2023 | | |
| 3844 | MANY | 08/22/1927 | Active | 15 | 1 | 1 | 0.00% | 16 | 11 | 0 | Y | | | 03/2023 | | |
| 3845 | MINDEN | 10/22/1925 | Active | 90 | 0 | 0 | 0.00% | 93 | | 2 | Y | | N | 10/2023 | | |
| Exc Award (06/30/2018, 06/30/2019) | | | | | | | | | | | | | | | | |
| 3846 | MINDEN EVENING | 07/14/1959 | Active | 18 | 0 | 2 | -10.00% | 19 | 21 | 0 | Y | | N | 08/2025 | | |
| Exc Award (06/30/2020, 06/30/2021, 06/30/2022, 06/30/2023, 06/30/2024) | | | | | | | | | | | | | | | | |
| 3847 | NATCHITOCHE | 10/07/1943 | Active | 48 | 0 | 3 | -5.88% | 52 | 9 | 0 | Y | 2 | N | 06/2025 | 90+ Days | |
| 3853 | NORTH SHREVEPORT | 01/10/1952 | Active | 34 | 1 | 1 | 0.00% | 47 | 1 | 0 | Y | 2 | N | 08/2025 | | \$1,100.00 |
| Exc Award (06/30/2018, 06/30/2019, 06/30/2020, 06/30/2021, 06/30/2024) | | | | | | | | | | | | | | | | |
| 3852 | SHREVEPORT DOWNTOWN | 10/19/1917 | Active | 15 | 1 | 0 | 7.14% | 13 | | 1 | Y | | | 02/2023 | | |
| 117113 | SHREVEPORT RED RIVER | 06/13/2012 | Active | 11 | 1 | 0 | 10.00% | 10 | | 1 | N | None | | 07/2024 | | \$100.00 |



Club Health Assessment for District 8 L through August 2025



| | | | Status | | Membership | | | | | Reports | | | | Finance | | LCIF |
|------------------------------------|-----------|--------------|-------------------------------------|-------------------------|-------------------|---------------------|-------------------|-------------------------|---------------------------------------|--------------------------------|--------------------------------|---------------------------------|-------------------|--------------------------------------|-----------------|---------------|
| Club Number | Club Name | Charter Date | Times in Status Quo in Past 2 Years | Current Member Count ** | YTD Members Added | YTD Members Dropped | YTD Net Growth*** | Member Count 1 Year Ago | Dropped Members Avg.Length of Service | Months Since Membership Update | Current Officers Reported **** | Current President Repeated Term | VP Reported ***** | Last Date Reported Service (mm/yyyy) | Account Balance | YTD Donations |
| Exc Award (06/30/2020, 06/30/2023) | | | | | | | | | | | | | | | | |
| 3857 | SIMSBORO | 12/08/1966 | Active | 30 | 4 | 0 | 15.38% | 26 | | 1 | Y | 5 | N | 11/2024 | | |

Clubs Cancelled Previous Fiscal Year – Clubs Cancelled within last 12 months may be reinstated

| Club Number | Club Name | Charter Date | Current Status* | Cancellation Date |
|-------------|-----------|--------------|-----------------|-------------------|
| 3849 | RUSTON | 02/22/1946 | Cancelled(6*) | 06/29/2025 |

| Current Total Clubs Count | YTD New Clubs Count | YTD Cancelled Clubs Count | YTD Net Club Gain | Current Total Members Count | YTD Add | YTD Drop | YTD Net Growth | YTD Net Growth % | Member Count 12 Months Ago | Average Member Count Per Club | % of Clubs with less than 20 members | % No Officer Report in 12 Months | % of Clubs with balance 90+ days | Number of Clubs in Status Quo | % Status Quo Clubs in Financial Suspension | Number of Cancelled Clubs | Average Cancelled Club Age | Members Lost Due to Cancellation | % of Clubs Cancelled for Non-Financial Reasons |
|---------------------------|---------------------|---------------------------|-------------------|-----------------------------|---------|----------|----------------|------------------|----------------------------|-------------------------------|--------------------------------------|----------------------------------|----------------------------------|-------------------------------|--|---------------------------|----------------------------|----------------------------------|--|
| 21 | 1 | 0 | 1 | 697 | 113 | 11 | 102 | 17.14% | 638 | 33 | 48% | 5% | 5% | 0 | 0% | 0 | 0 | 0 | 0% |

* - P - Priority Club. Cancellation Reasons: 1-Objectives/conduct, 2-Non-active club, 5-Non-existing club, 6-Disbanding, 7-Merger, 8-Financial Suspension, 9-District/Multiple District Dues.

** Red denotes below 15 active members.


*** Red denotes 20% + loss.

**** Y - all 3 (President, Secretary, Treasurer) club officers reported, N - not all 3 reported.

***** Abbreviation: N-New, IP-Immediate Past, R-Repeat.




Club Health Assessment for District 8 I through August 2025

|  | | | Status | Membership | | | | | | Reports | | | | Finance | LCIF | |
|--|-----------------------------------|--------------|-------------------------------------|-------------------------|-------------------|---------------------|---------------------|-------------------------|---------------------------------------|--------------------------------|--------------------------------|---------------------------------|-------------------|--------------------------------------|-----------------|---------------|
| Club Number | Club Name | Charter Date | Times in Status Quo in Past 2 Years | Current Member Count ** | YTD Members Added | YTD Members Dropped | YTD Net Growth% *** | Member Count 1 Year Ago | Dropped Members Avg.Length of Service | Months Since Membership Update | Current Officers Reported **** | Current President Repeated Term | VP Reported ***** | Last Date Reported Service (mm/yyyy) | Account Balance | YTD Donations |
| Clubs more than two years old | | | | | | | | | | | | | | | | |
| 3863 | ALEXANDRIA | 03/07/1929 | Active | 61 | 1 | 1 | 0.00% | 63 | 35 | 0 | Y | | N | 08/2025 | | \$600.00 |
| Exc Award (06/30/2019, 06/30/2023) | | | | | | | | | | | | | | | | |
| 52813 | ALEXANDRIA HEART CITY PACESETTERS | 04/06/1992 | Active | 10 | 0 | 0 | 0.00% | 10 | | 3 | Y | 10 | | 12/2020 | | |
| 47400 | ALEXANDRIA RAPIDES METRO | 06/09/1987 | Active | 10 | 0 | 0 | 0.00% | 10 | | 3 | Y | 8 | | 07/2025 | | |
| 3866 | BASTROP | 06/13/1946 | Active | 22 | 0 | 1 | -4.35% | 22 | 1 | 1 | Y | 8 | R | | | |
| 3869 | BUNKIE | 04/01/1940 | Active | 21 | 0 | 0 | 0.00% | 22 | | 2 | Y | | N | 07/2021 | | \$1,000.00 |
| Exc Award (06/30/2018) | | | | | | | | | | | | | | | | |
| 3870 | COLFAX | 11/03/1930 | Active | 13 | 0 | 0 | 0.00% | 14 | | 3 | Y | 5 | N | 06/2018 | | |
| Exc Award (06/30/2017) | | | | | | | | | | | | | | | | |
| 3871 | COLUMBIA | 05/15/1951 | Active(1) | 32 | 0 | 0 | 0.00% | 32 | | 3 | Y | 8 | R | 09/2013 | | |
| 58070 | COTTONPORT BAYOU ROUGE | 04/02/1996 | Active(1) | 17 | 0 | 0 | 0.00% | 17 | | 2 | Y | 7 | | | | |
| 3874 | FARMERVILLE | 01/18/1929 | Active | 28 | 1 | 3 | -6.67% | 34 | 11 | 0 | Y | 2 | N | 12/2010 | | |
| 3883 | GREATER OUACHITA | 03/29/1948 | Active | 11 | 0 | 0 | 0.00% | 10 | | 2 | Y | | N | 03/2023 | | |
| 62643 | JENA | 01/03/2000 | Active(1) | 16 | 2 | 1 | 6.67% | 15 | 3 | 1 | Y | 3 | | | | |
| 3875 | JONESVILLE | 01/29/1954 | Active(1) | 15 | 0 | 0 | 0.00% | 15 | | 19 | Y | 3 | R | | | |
| 3879 | MANSURA | 01/19/1962 | Active(1) | 11 | 0 | 0 | 0.00% | 11 | | 2 | Y | 10 | | | | |
| 3880 | MARKSVILLE | 06/11/1938 | Active | 46 | 0 | 0 | 0.00% | 39 | | 4 | Y | 5 | | | | |
| 3881 | MER ROUGE | 11/26/1943 | Active(1) | 37 | 0 | 0 | 0.00% | 37 | | 3 | Y | 7 | | | | |
| 3882 | MONROE DOWNTOWN | 08/02/1921 | Active(2) | 7 | 0 | 1 | -12.50% | 11 | 5 | 1 | Y | 5 | | 06/2018 | | |
| 3887 | PINEVILLE | 03/18/1947 | Active(1) | 10 | 0 | 0 | 0.00% | 19 | | 3 | Y | | R | 05/2025 | | |
| 3889 | SWARTZ | 01/26/1965 | Active | 5 | 2 | 4 | -28.57% | 7 | 2 | 0 | Y | | | 06/2015 | | |
| 3891 | VIDALIA | 01/21/1954 | Active(1) | 19 | 0 | 0 | 0.00% | 19 | | 3 | Y | 21 | R | | | |
| 3894 | WINNFIELD | 10/18/1943 | Active | 6 | 0 | 0 | 0.00% | 6 | | 6 | Y | | | 05/2018 | | \$170.00 |
| Exc Award (06/30/2018) | | | | | | | | | | | | | | | | |
| 3895 | WINNSBORO | 11/10/1926 | Active | 34 | 1 | 1 | 0.00% | 33 | 33 | 1 | Y | | N | 04/2022 | | |



Club Health Assessment for District 8 I through August 2025

| <div>International Club of Presidents</div> | | | | | | Status | | Membership | | | | | Reports | | | | Finance | | LCIF |
|---|---------------------|---------------------------|-------------------|-----------------------------|---------|-------------------------------------|----------------|-------------------------|----------------------------|-------------------------------|--------------------------------------|----------------------------------|---------------------------------------|--------------------------------|--|---------------------------------|----------------------------|--------------------------------------|--|
| | | | | | | Times in Status Quo in Past 2 Years | | Current Member Count ** | YTD Members Added | YTD Members Dropped | YTD Net Growth*** | Member Count 1 Year Ago | Dropped Members Avg.Length of Service | Months Since Membership Update | Current Officers Reported **** | Current President Repeated Term | VP Reported ***** | Last Date Reported Service (mm/yyyy) | Account Balance |
| Club Number | Club Name | | Charter Date | | | | | | | | | | | | | | | | |
| Current Total Clubs Count | YTD New Clubs Count | YTD Cancelled Clubs Count | YTD Net Club Gain | Current Total Members Count | YTD Add | YTD Drop | YTD Net Growth | YTD Net Growth % | Member Count 12 Months Ago | Average Member Count Per Club | % of Clubs with less than 20 members | % No Officer Report in 12 Months | % of Clubs with balance 90+ days | Number of Clubs in Status Quo | % Status Quo Clubs in Financial Suspension | Number of Cancelled Clubs | Average Cancelled Club Age | Members Lost Due to Cancellation | % of Clubs Cancelled for Non-Financial Reasons |
| 21 | 0 | 0 | 0 | 431 | 7 | 12 | -5 | -1.15% | 446 | 21 | 62% | 0% | 0% | 0 | 0% | 0 | 0 | 0 | 0% |

* - P - Priority Club. Cancellation Reasons: 1-Objectives/conduct, 2-Non-active club, 5-Non-existing club, 6-Disbanding, 7-Merger, 8-Financial Suspension, 9-District/Multiple District Dues.

** Red denotes below 15 active members.

*** Red denotes 20% + loss.

**** Y - all 3 (President, Secretary, Treasurer) club officers reported, N - not all 3 reported.

***** Abbreviation: N-New, IP-Immediate Past, R-Repeat.



Club Health Assessment for District 8 O through August 2025


| | | | Status | Membership | | | | | | Reports | | | | Finance | LCIF | |
|-------------------------------|---------------------|--------------|-------------------------------------|-------------------------|-------------------|---------------------|---------------------|-------------------------|---------------------------------------|--------------------------------|--------------------------------|---------------------------------|-------------------|--------------------------------------|-----------------|---------------|
| Club Number | Club Name | Charter Date | Times in Status Quo in Past 2 Years | Current Member Count ** | YTD Members Added | YTD Members Dropped | YTD Net Growth% *** | Member Count 1 Year Ago | Dropped Members Avg.Length of Service | Months Since Membership Update | Current Officers Reported **** | Current President Repeated Term | VP Reported ***** | Last Date Reported Service (mm/yyyy) | Account Balance | YTD Donations |
| Clubs less than two years old | | | | | | | | | | | | | | | | |
| 157286 | Bayou Teche | 04/29/2024 | Active | 27 | 0 | 2 | -6.90% | 21 | 1 | 1 | Y | 3 | | 01/2025 | 90+ Days | |
| Clubs more than two years old | | | | | | | | | | | | | | | | |
| 118567 | BREAUX BRIDGE | 01/07/2013 | Active | 27 | 0 | 0 | 0.00% | 25 | | 2 | Y | 5 | | 08/2024 | | |
| 3900 | CAMERON | 10/25/1944 | Active | 45 | 0 | 4 | -8.16% | 50 | 21 | 1 | N | None | | 06/2025 | | |
| 43857 | CARENCRO | 05/22/1984 | Active | 18 | 0 | 1 | -5.26% | 18 | 37 | 1 | Y | 2 | R | 11/2022 | | \$100.00 |
| 3902 | CROWLEY | 06/23/1931 | Active | 23 | 0 | 0 | 0.00% | 25 | | 0 | Y | | N | 07/2025 | | |
| 3905 | DE RIDDER | 05/27/1942 | Active | 40 | 0 | 1 | -2.44% | 40 | 28 | 1 | Y | | N | 06/2025 | | |
| 3907 | EAST BEAUREGARD L C | 12/09/1971 | Active(1) | 17 | 0 | 0 | 0.00% | 17 | | 2 | Y | 21 | | | | |
| 3913 | IOTA EGAN L C | 03/31/1966 | Active | 20 | 0 | 1 | -4.76% | 22 | 12 | 1 | Y | | N | 05/2024 | | |
| 3915 | JENNINGS | 03/03/1947 | Active | 27 | 0 | 3 | -10.00% | 41 | 16 | 1 | Y | 3 | | 02/2013 | | |
| 3916 | KAPLAN | 05/22/1936 | Active | 28 | 4 | 2 | 7.69% | 26 | 7 | 1 | Y | 3 | | 05/2019 | | \$20.00 |
| 3918 | LAFAYETTE | 12/11/1962 | Active | 23 | 0 | 0 | 0.00% | 21 | | 3 | Y | 2 | R | 06/2025 | | \$50.00 |
| 3884 | OAKDALE | 04/09/1940 | Active | 41 | 0 | 0 | 0.00% | 40 | | 5 | Y | 7 | | 07/2024 | | |
| 3929 | OPELOUSAS | 01/17/1947 | Active | 22 | 0 | 0 | 0.00% | 15 | | 2 | Y | | N | 06/2025 | | |
| 46387 | PORT BARRE | 06/27/1986 | Active | 57 | 0 | 0 | 0.00% | 56 | | 9 | Y | 2 | R | 06/2025 | | |
| 3930 | RAYNE | 11/02/1938 | Active | 47 | 5 | 4 | 2.17% | 40 | 1 | 0 | Y | | N | 04/2023 | 90+ Days | |
| 3933 | SCOTT | 02/03/1953 | Active | 24 | 0 | 0 | 0.00% | 24 | | 2 | Y | 10 | | | | \$170.00 |
| 3926 | SULPHUR | 08/05/1944 | Active(1) | 20 | 0 | 0 | 0.00% | 14 | | 2 | Y | | | 08/2025 | | \$250.00 |
| Exc Award (06/30/2025) | | | | | | | | | | | | | | | | |
| 3937 | VILLE PLATTE | 09/06/1943 | Active | 21 | 0 | 0 | 0.00% | 19 | | 2 | Y | | | | | |
| 3940 | YOUNGSVILLE | 04/24/1950 | Active | 17 | 0 | 0 | 0.00% | 18 | | 4 | Y | 4 | | 01/2023 | | |

Clubs Cancelled Previous Fiscal Year – Clubs Cancelled within last 12 months may be reinstated

| Club Number | Club Name | Charter Date | Current Status* | Cancellation Date |
|-------------|-----------|--------------|-----------------|-------------------|
| 3906 | DUSON | 01/22/1953 | Cancelled(8*) | 06/29/2025 |
| 104217 | IOWA | 12/22/2008 | Cancelled(6*) | 08/29/2024 |



Club Health Assessment for District 8 O through August 2025

| <div>International Club of Presidents</div> | | | | | | Status | | Membership | | | | | Reports | | | | Finance | | LCIF |
|---|---------------------|---------------------------|-------------------|-----------------------------|---------|-------------------------------------|----------------|-------------------------|----------------------------|-------------------------------|--------------------------------------|----------------------------------|---------------------------------------|--------------------------------|--|---------------------------------|----------------------------|--------------------------------------|--|
| | | | | | | Times in Status Quo in Past 2 Years | | Current Member Count ** | YTD Members Added | YTD Members Dropped | YTD Net Growth*** | Member Count 1 Year Ago | Dropped Members Avg.Length of Service | Months Since Membership Update | Current Officers Reported **** | Current President Repeated Term | VP Reported ***** | Last Date Reported Service (mm/yyyy) | Account Balance |
| Club Number | Club Name | | Charter Date | | | | | | | | | | | | | | | | |
| Current Total Clubs Count | YTD New Clubs Count | YTD Cancelled Clubs Count | YTD Net Club Gain | Current Total Members Count | YTD Add | YTD Drop | YTD Net Growth | YTD Net Growth % | Member Count 12 Months Ago | Average Member Count Per Club | % of Clubs with less than 20 members | % No Officer Report in 12 Months | % of Clubs with balance 90+ days | Number of Clubs in Status Quo | % Status Quo Clubs in Financial Suspension | Number of Cancelled Clubs | Average Cancelled Club Age | Members Lost Due to Cancellation | % of Clubs Cancelled for Non-Financial Reasons |
| 19 | 0 | 0 | 0 | 544 | 9 | 18 | -9 | -1.63% | 532 | 29 | 16% | 5% | 11% | 0 | 0% | 0 | 0 | 0 | 0% |

* - P - Priority Club. Cancellation Reasons: 1-Objectives/conduct, 2-Non-active club, 5-Non-existing club, 6-Disbanding, 7-Merger, 8-Financial Suspension, 9-District/Multiple District Dues.

** Red denotes below 15 active members.

*** Red denotes 20% + loss.

**** Y - all 3 (President, Secretary, Treasurer) club officers reported, N - not all 3 reported.

***** Abbreviation: N-New, IP-Immediate Past, R-Repeat.



Club Health Assessment for District 8 N through August 2025

| | | | Status | Membership | | | | | | Reports | | | | Finance | LCIF | |
|------------------------------------|------------------------------|--------------|-------------------------------------|-------------------------|-------------------|---------------------|---------------------|-------------------------|---------------------------------------|--------------------------------|--------------------------------|---------------------------------|-------------------|--------------------------------------|-----------------|---------------|
| Club Number | Club Name | Charter Date | Times in Status Quo in Past 2 Years | Current Member Count ** | YTD Members Added | YTD Members Dropped | YTD Net Growth% *** | Member Count 1 Year Ago | Dropped Members Avg.Length of Service | Months Since Membership Update | Current Officers Reported **** | Current President Repeated Term | VP Reported ***** | Last Date Reported Service (mm/yyyy) | Account Balance | YTD Donations |
| Clubs more than two years old | | | | | | | | | | | | | | | | |
| 124539 | Baker | 04/21/2015 | Active | 13 | 0 | 0 | 0.00% | 20 | | 2 | Y | 2 | | 03/2025 | | |
| 3949 | BATON ROUGE BROWNFIELDS | 02/25/1958 | Active | 9 | 0 | 0 | 0.00% | 9 | | 29 | N | 3 | | 03/2019 | | |
| 41149 | BATON ROUGE CENTRAL | 04/05/1982 | Active | 13 | 0 | 0 | 0.00% | 14 | | 2 | Y | | N | 08/2025 | | |
| 3944 | BATON ROUGE EAST BATON ROUGE | 02/28/1946 | Active | 18 | 0 | 0 | 0.00% | 26 | | 2 | Y | | N | 07/2025 | | \$150.00 |
| 3946 | BATON ROUGE LAKESHORE | 11/10/1947 | Active | 23 | 0 | 0 | 0.00% | 26 | | 3 | Y | | N | 02/2025 | | |
| 43337 | BATON ROUGE METROPOLITAN | 01/16/1984 | Active | 20 | 0 | 0 | 0.00% | 15 | | 1 | N | | N | 06/2025 | | |
| 57814 | BATON ROUGE SOUTHEAST | 02/05/1996 | Active | 11 | 0 | 0 | 0.00% | 11 | | 14 | Y | 2 | R | 10/2024 | | |
| Exc Award (06/30/2017, 06/30/2018) | | | | | | | | | | | | | | | | |
| 3948 | BOGALUSA | 06/22/1943 | Active | 14 | 0 | 4 | -22.22% | 23 | 11 | 0 | Y | 2 | N | 02/2020 | | |
| 3950 | BRUSLY | 04/08/1954 | Active | 46 | 0 | 0 | 0.00% | 36 | | 0 | Y | 4 | N | 10/2024 | | \$60.00 |
| 30463 | CLINTON | 03/31/1975 | Active | 12 | 1 | 7 | -33.33% | 18 | 11 | 1 | Y | | N | 04/2022 | | |
| 3951 | COVINGTON | 05/19/1943 | Active | 24 | 0 | 0 | 0.00% | 21 | | 2 | Y | 5 | R | 03/2019 | | |
| 3954 | GONZALES | 04/07/1943 | Active | 46 | 0 | 1 | -2.13% | 60 | 1 | 0 | Y | | R | 08/2025 | | \$250.00 |
| Exc Award (06/30/2020) | | | | | | | | | | | | | | | | |
| 3955 | GROSSE TETE ROSEDALE | 03/12/1970 | Active | 28 | 0 | 0 | 0.00% | 35 | | 1 | Y | 4 | N | 07/2025 | | \$20.00 |
| 3958 | JACKSON | 05/01/1951 | Active | 24 | 0 | 0 | 0.00% | 24 | | 8 | Y | 4 | R | 08/2025 | | |
| 3960 | LAPLACE | 05/02/1957 | Active | 38 | 2 | 2 | 0.00% | 38 | 4 | 0 | Y | | N | 08/2025 | | |
| 154638 | Livingston Parish | 06/08/2023 | Active | 34 | 0 | 0 | 0.00% | 28 | | 0 | Y | | N | 08/2025 | | \$15.00 |
| Exc Award (06/30/2024, 06/30/2025) | | | | | | | | | | | | | | | | |
| 3962 | LUTCHER GRAMERCY | 03/12/1940 | Active | 57 | 1 | 4 | -5.00% | 62 | 22 | 0 | Y | | N | 05/2020 | | |
| Exc Award (06/30/2016, 06/30/2018) | | | | | | | | | | | | | | | | |
| 3963 | MANDEVILLE | 09/26/1946 | Active | 60 | 0 | 0 | 0.00% | 56 | | 2 | Y | 3 | R | 06/2023 | | \$20.00 |
| Exc Award (06/30/2018) | | | | | | | | | | | | | | | | |
| 3966 | NEW ROADS | 04/23/1941 | Active | 68 | 1 | 0 | 1.49% | 72 | | 1 | Y | 2 | N | 04/2018 | | |
| 3967 | PEARL RIVER | 04/01/1953 | Active | 28 | 0 | 0 | 0.00% | 28 | | 13 | Y | 2 | N | 06/2025 | | |
| Exc Award (06/30/2018) | | | | | | | | | | | | | | | | |
| 3968 | PLAQUEMINE | 02/25/1942 | Active | 24 | 0 | 0 | 0.00% | 22 | | 4 | Y | | R | 06/2019 | | |
| 40228 | POINTE COUPEE FAL RIV | 07/31/1981 | Active | 7 | 0 | 0 | 0.00% | 7 | | 39 | Y | 6 | R | 07/2017 | | |



Club Health Assessment for District 8 N through August 2025

| | | | Status | Membership | | | | | Reports | | | | Finance | LCIF | | |
|------------------------|-----------------|--------------|-------------------------------------|-------------------------|-------------------|---------------------|---------------------|-------------------------|---------------------------------------|--------------------------------|--------------------------------|---------------------------------|-------------------|--------------------------------------|-----------------|---------------|
| Club Number | Club Name | Charter Date | Times in Status Quo in Past 2 Years | Current Member Count ** | YTD Members Added | YTD Members Dropped | YTD Net Growth% *** | Member Count 1 Year Ago | Dropped Members Avg.Length of Service | Months Since Membership Update | Current Officers Reported **** | Current President Repeated Term | VP Reported ***** | Last Date Reported Service (mm/yyyy) | Account Balance | YTD Donations |
| 44285 | PONCHATOULA | 10/30/1984 | Active | 27 | 1 | 0 | 3.85% | 28 | | 1 | Y | | N | 01/2017 | | \$10,000.00 |
| 3970 | PORT ALLEN | 01/05/1940 | Active | 5 | 0 | 0 | 0.00% | 5 | | 3 | Y | 7 | R | 08/2025 | | |
| 3972 | SLIDELL | 10/23/1928 | Active | 56 | 2 | 2 | 0.00% | 55 | 0 | 0 | Y | | N | 08/2025 | | \$450.00 |
| 45657 | SLIDELL EVENING | 01/21/1986 | Active | 21 | 0 | 0 | 0.00% | 22 | | 7 | Y | 19 | R | | | |
| 3974 | SORRENTO | 06/16/1953 | Active | 25 | 0 | 0 | 0.00% | 16 | | 3 | Y | 11 | R | 04/2025 | | |
| 3975 | WHITE CASTLE | 04/15/1943 | Active | 14 | 0 | 0 | 0.00% | 15 | | 5 | Y | 11 | R | 08/2018 | | |
| 3976 | ZACHARY | 02/17/1955 | Active | 7 | 0 | 0 | 0.00% | 7 | | 16 | Y | 16 | R | 07/2025 | | |
| Exc Award (06/30/2018) | | | | | | | | | | | | | | | | |

Clubs Cancelled Previous Fiscal Year – Clubs Cancelled within last 12 months may be reinstated

| Club Number | Club Name | Charter Date | Current Status* | Cancellation Date |
|-------------|------------------------|--------------|-----------------|-------------------|
| 3965 | MORGANZA | 01/09/1963 | Cancelled(6*) | 03/29/2025 |
| 55495 | PEARL RIVER SIXTH WARD | 04/08/1994 | Cancelled(6*) | 08/29/2024 |

| Current Total Clubs Count | YTD New Clubs Count | YTD Cancelled Clubs Count | YTD Net Club Gain | Current Total Members Count | YTD Add | YTD Drop | YTD Net Growth | YTD Net Growth % | Member Count 12 Months Ago | Average Member Count Per Club | % of Clubs with less than 20 members | % No Officer Report in 12 Months | % of Clubs with balance 90+ days | Number of Clubs in Status Quo | % Status Quo Clubs in Financial Suspension | Number of Cancelled Clubs | Average Cancelled Club Age | Members Lost Due to Cancellation | % of Clubs Cancelled for Non-Financial Reasons |
|---------------------------|---------------------|---------------------------|-------------------|-----------------------------|---------|----------|----------------|------------------|----------------------------|-------------------------------|--------------------------------------|----------------------------------|----------------------------------|-------------------------------|--|---------------------------|----------------------------|----------------------------------|--|
| 29 | 0 | 0 | 0 | 772 | 8 | 20 | -12 | -1.53% | 799 | 27 | 38% | 0% | 0% | 0 | 0% | 0 | 0 | 0 | 0% |

* - P - Priority Club. Cancellation Reasons: 1-Objectives/conduct, 2-Non-active club, 5-Non-existing club, 6-Disbanding, 7-Merger, 8-Financial Suspension, 9-District/Multiple District Dues.

** Red denotes below 15 active members.

*** Red denotes 20% + loss.

**** Y - all 3 (President, Secretary, Treasurer) club officers reported, N - not all 3 reported.

***** Abbreviation: N-New, IP-Immediate Past, R-Repeat.



Club Health Assessment for District 8 S through August 2025

| | | | Status | Membership | | | | | Reports | | | | Finance | | LCIF | |
|------------------------------------|------------------------------|--------------|-------------------------------------|-------------------------|-------------------|---------------------|---------------------|-------------------------|---------------------------------------|--------------------------------|--------------------------------|---------------------------------|-------------------|--------------------------------------|-----------------|---------------|
| Club Number | Club Name | Charter Date | Times in Status Quo in Past 2 Years | Current Member Count ** | YTD Members Added | YTD Members Dropped | YTD Net Growth% *** | Member Count 1 Year Ago | Dropped Members Avg.Length of Service | Months Since Membership Update | Current Officers Reported **** | Current President Repeated Term | VP Reported ***** | Last Date Reported Service (mm/yyyy) | Account Balance | YTD Donations |
| Clubs less than two years old | | | | | | | | | | | | | | | | |
| 186665 | Donaldsonville | 07/10/2025 | Newly Chartered | 39 | 39 | 0 | 100.00% | 0 | | 0 | Y | | N | 08/2025 | | |
| Clubs more than two years old | | | | | | | | | | | | | | | | |
| 3981 | BELLE CHASSE | 11/22/1957 | Active | 10 | 0 | 0 | 0.00% | 11 | | 11 | Y | 5 | N | 12/2019 | | |
| 3982 | BOURG | 02/01/1960 | Active | 19 | 0 | 0 | 0.00% | 20 | | 7 | N | None | | 06/2020 | | |
| 143381 | Bourg Lioness | 11/12/2020 | Active | 13 | 0 | 0 | 0.00% | 13 | | 7 | N | None | | 04/2025 | | |
| 45352 | CHAUVIN | 09/09/1985 | Active | 8 | 0 | 0 | 0.00% | 8 | | 7 | N | None | | 03/2018 | | |
| 50338 | CHAUVIN T-CAILLOU | 03/19/1990 | Active | 17 | 0 | 0 | 0.00% | 22 | | 0 | Y | | R | 07/2025 | | \$10,040.00 |
| 3985 | EVERGREEN L C | 03/20/1968 | Active | 19 | 0 | 0 | 0.00% | 18 | | 5 | Y | 6 | R | 04/2025 | | |
| 3987 | GOLDEN MEADOW | 04/02/1959 | Active | 14 | 0 | 0 | 0.00% | 14 | | 23 | N | 8 | | 02/2021 | | |
| 3988 | HAHNVILLE | 04/25/1957 | Active(2) | 6 | 6 | 13 | -53.85% | 13 | 32 | 0 | Y | 4 | | 10/2023 | | |
| 3989 | HARAHAN | 03/23/1953 | Active | 29 | 0 | 0 | 0.00% | 30 | | 3 | N | None | | 06/2025 | | |
| 3990 | HOUMA | 01/31/1940 | Active | 40 | 6 | 0 | 17.65% | 51 | | 1 | Y | | R | 08/2025 | 90+ Days | \$1,000.00 |
| 3992 | KENNER | 01/18/1950 | Active | 26 | 0 | 0 | 0.00% | 26 | | 2 | Y | 15 | R | 01/2020 | | |
| 36042 | KENNER CENTRAL | 09/13/1978 | Active | 18 | 0 | 0 | 0.00% | 21 | | 2 | Y | 2 | R | 08/2025 | | |
| 3993 | KENNER UNIVERSITY PARK, INC. | 06/21/1966 | Active | 20 | 0 | 1 | -4.76% | 23 | 11 | 0 | Y | | N | 11/2024 | | \$5.00 |
| Exc Award (06/30/2018, 06/30/2023) | | | | | | | | | | | | | | | | |
| 3994 | LABADIEVILLE | 02/12/1959 | Active | 24 | 0 | 0 | 0.00% | 27 | | 10 | N | None | | 10/2019 | | \$100.00 |
| 3995 | LOCKPORT | 10/28/1947 | Active(1) | 11 | 11 | 0 | 100.00% | 11 | | 1 | Y | 8 | | 07/2018 | | |
| 61668 | LULING BOUTTE | 03/22/1999 | Active(1) | 16 | 1 | 0 | 6.67% | 12 | | 1 | Y | 7 | R | 05/2025 | | |
| Exc Award (06/30/2023) | | | | | | | | | | | | | | | | |
| 3997 | MARRERO | 12/26/1955 | Active | 78 | 4 | 4 | 0.00% | 79 | 4 | 0 | Y | | N | 08/2025 | | \$4,000.00 |
| Exc Award (06/30/2022) | | | | | | | | | | | | | | | | |
| 3998 | METAIRIE | 11/18/1940 | Active(2) | 30 | 0 | 1 | -3.23% | 31 | 43 | 1 | Y | 14 | R | 10/2016 | | |
| 3999 | METAIRIE AIRLINE | 11/09/1948 | Active | 34 | 0 | 0 | 0.00% | 35 | | 2 | Y | 2 | | 08/2025 | | |
| Exc Award (06/30/2023, 06/30/2024) | | | | | | | | | | | | | | | | |
| 4000 | METAIRIE DELTA | 05/13/1958 | Active | 30 | 2 | 0 | 7.14% | 30 | | 0 | Y | | N | 08/2025 | | |
| Exc Award (06/30/2023, 06/30/2024) | | | | | | | | | | | | | | | | |



Club Health Assessment for District 8 S through August 2025

| | | | Status | Membership | | | | | | Reports | | | | Finance | LCIF | |
|--|-------------------------------------|--------------|-------------------------------------|-------------------------|-------------------|---------------------|---------------------|-------------------------|---------------------------------------|--------------------------------|--------------------------------|---------------------------------|-------------------|--------------------------------------|-----------------|---------------|
| Club Number | Club Name | Charter Date | Times in Status Quo in Past 2 Years | Current Member Count ** | YTD Members Added | YTD Members Dropped | YTD Net Growth% *** | Member Count 1 Year Ago | Dropped Members Avg.Length of Service | Months Since Membership Update | Current Officers Reported **** | Current President Repeated Term | VP Reported ***** | Last Date Reported Service (mm/yyyy) | Account Balance | YTD Donations |
| 4002 | METAIRIE LAKESIDE | 08/24/1967 | Active | 18 | 0 | 0 | 0.00% | 18 | | 23 | N | None | | 07/2019 | | \$500.00 |
| 37416 | METAIRIE PONTCHARTRAIN | 07/24/1979 | Active | 25 | 1 | 4 | -10.71% | 30 | 4 | 0 | Y | 4 | R | 08/2025 | | |
| Exc Award (06/30/2023) | | | | | | | | | | | | | | | | |
| 4003 | MONTEGUT | 01/04/1956 | Active(1) | 46 | 0 | 0 | 0.00% | 51 | | 2 | Y | 5 | | 08/2025 | | \$200.00 |
| 4004 | MORGAN CITY | 09/28/1967 | Active | 8 | 0 | 0 | 0.00% | 8 | | 17 | Y | 6 | R | 02/2019 | | |
| 4005 | NEW ORLEANS ALGIERS | 05/09/1957 | Active | 27 | 1 | 0 | 3.85% | 22 | | 1 | Y | 3 | N | 05/2025 | | |
| Exc Award (06/30/2022, 06/30/2023, 06/30/2024) | | | | | | | | | | | | | | | | |
| 122807 | New Orleans Asian American | 07/25/2014 | Active | 64 | 0 | 0 | 0.00% | 68 | | 2 | Y | | N | 08/2025 | | |
| 4006 | NEW ORLEANS CENTRAL CITY | 02/15/1972 | Active | 30 | 0 | 0 | 0.00% | 29 | | 0 | Y | 2 | N | 08/2025 | | \$50.00 |
| Exc Award (06/30/2021, 06/30/2024) | | | | | | | | | | | | | | | | |
| 47114 | NEW ORLEANS FILIPINO AMERICAN | 03/31/1987 | Active | 109 | 0 | 0 | 0.00% | 124 | | 0 | Y | | R | 08/2025 | | \$80.00 |
| Exc Award (06/30/2023, 06/30/2024) | | | | | | | | | | | | | | | | |
| 4012 | RACELAND | 04/22/1941 | Active | 55 | 0 | 1 | -1.79% | 53 | 4 | 0 | Y | 18 | R | 06/2025 | | |
| 66786 | SCHRIEVER | 11/13/2002 | Active | 24 | 0 | 0 | 0.00% | 21 | | 0 | N | None | | 06/2025 | | |
| 101914 | ST. BERNARD PARISH SCHOOL EMPLOYEES | 06/17/2008 | Active | 27 | 0 | 0 | 0.00% | 27 | | 23 | N | None | | 05/2016 | | |
| 4015 | TERRYTOWN | 03/27/1962 | Active | 23 | 0 | 1 | -4.17% | 24 | 6 | 0 | N | None | | 05/2021 | | |
| 4016 | THIBODAU | 02/12/1940 | Active | 57 | 0 | 0 | 0.00% | 51 | | 2 | Y | | N | 08/2024 | | |
| 150152 | Westwego | 03/11/2022 | Active | 30 | 0 | 0 | 0.00% | 27 | | 3 | Y | 2 | R | 05/2025 | | |

Clubs Cancelled Previous Fiscal Year – Clubs Cancelled within last 12 months may be reinstated

| Club Number | Club Name | Charter Date | Current Status* | Cancellation Date |
|-------------|----------------------------|--------------|-----------------|-------------------|
| 157711 | Thibodaux Bridge Community | 05/03/2024 | Cancelled(6*) | 05/29/2025 |

| Current Total Clubs Count | YTD New Clubs Count | YTD Cancelled Clubs Count | YTD Net Club Gain | Current Total Members Count | YTD Add | YTD Drop | YTD Net Growth | YTD Net Growth % | Member Count 12 Months Ago | Average Member Count Per Club | % of Clubs with less than 20 members | % No Officer Report in 12 Months | % of Clubs with balance 90+ days | Number of Clubs in Status Quo | % Status Quo Clubs in Financial Suspension | Number of Cancelled Clubs | Average Cancelled Club Age | Members Lost Due to Cancellation | % of Clubs Cancelled for Non-Financial Reasons |
|---------------------------|---------------------|---------------------------|-------------------|-----------------------------|---------|----------|----------------|------------------|----------------------------|-------------------------------|--------------------------------------|----------------------------------|----------------------------------|-------------------------------|--|---------------------------|----------------------------|----------------------------------|--|
| 35 | 1 | 0 | 1 | 1,044 | 71 | 25 | 46 | 4.61% | 1,048 | 30 | 37% | 23% | 3% | 0 | 0% | 0 | 0 | 0 | 0% |



Club Health Assessment for District 8 S through August 2025

INTERNATIONAL

| | | | | Status | Membership | | | | Reports | | | | Finance | LCIF | | |
|-------------|-----------|--------------|-------------------------------------|-------------------------|-------------------|---------------------|---------------------|-------------------------|---------------------------------------|--------------------------------|--------------------------------|---------------------------------|-------------------|--------------------------------------|-----------------|---------------|
| Club Number | Club Name | Charter Date | Times in Status Quo in Past 2 Years | Current Member Count ** | YTD Members Added | YTD Members Dropped | YTD Net Growth% *** | Member Count 1 Year Ago | Dropped Members Avg.Length of Service | Months Since Membership Update | Current Officers Reported **** | Current President Repeated Term | VP Reported ***** | Last Date Reported Service (mm/yyyy) | Account Balance | YTD Donations |

* - P - Priority Club. Cancellation Reasons: 1-Objectives/conduct, 2-Non-active club, 5-Non-existing club, 6-Disbanding, 7-Merger, 8-Financial Suspension, 9-District/Multiple District Dues.
** Red denotes below 15 active members.
*** Red denotes 20% + loss.
**** Y - all 3 (President, Secretary, Treasurer) club officers reported, N - not all 3 reported.
***** Abbreviation: N-New, IP-Immediate Past, R-Repeat.